


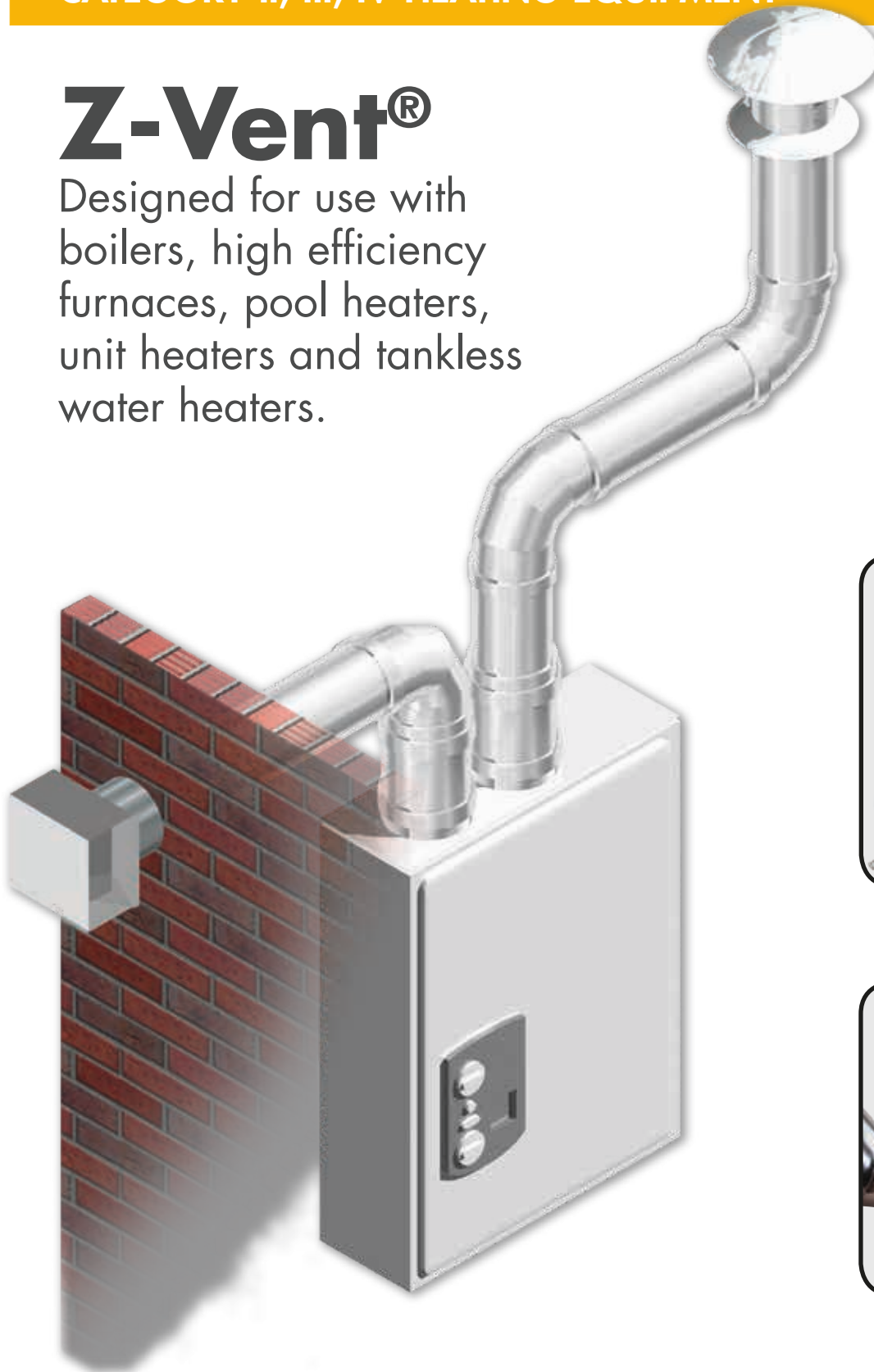
# Z-FLEX®

Available in sizes  
3" to 24"  
single and double wall

SPECIAL GAS VENT FOR  
CATEGORY II, III, IV HEATING EQUIPMENT

## Z-Vent®

Designed for use with  
boilers, high efficiency  
furnaces, pool heaters,  
unit heaters and tankless  
water heaters.

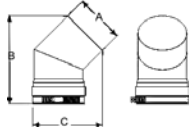


**Z-Vent<sup>®</sup>** is manufactured using AL29-4C<sup>®</sup> advanced ferritic stainless steel\*\* with unmatched corrosion resistance for use with condensing furnaces and boilers. Z-Vent<sup>®</sup> was developed in the early 1980's and has thousands of field installations to date. Z-Vent<sup>®</sup> is now manufactured utilizing a fail-safe gasket connection. No sealant required.

The lengths of pipe may be cut on non-expanded end using aviation snips or a hacksaw (24tpi). The cut end must be filed or sanded smooth before joining.

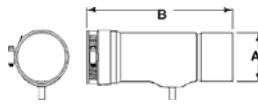


#### 45 DEGREE ELBOW



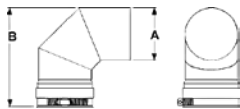
Catalogue No	Size	A	B	C
02SVEEWC0345	3"	3"	8.25"	5.5"
02SVEEWC0445	4"	4"	7"	5.7"

#### HORIZONTAL DRAINPIPE



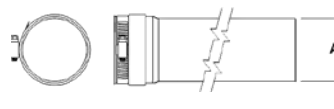
Catalogue No	Size	A	B
02SVEDWC	3"	3"	8.5"
02SVEDWC	4"	4"	10.5"

#### 90 DEGREE ELBOW



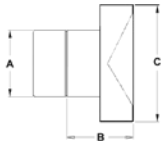
Catalogue No	Size	A	B	C
02SVEEWC0345	3"	3"	8.25"	5.5"
02SVEEWC0445	4"	4"	7"	5.7"

#### GAS VENT PIPE



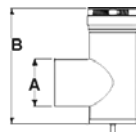
Catalogue No	Size	A
02SVPWC03	3"	3"
02SVPWC04	4"	4"

#### WALL TERMINATION



Catalogue No	Size	A	B	C
02SVSRTX03	3"	3"	4"	5"
02SVSRTX04	4"	4"	4"	6"

#### VERTICAL DRAIN/TEE



Catalogue No	Size	A	B
02SVEVWC03	3"	3"	7.5"
02SVEVWC04	4"	4"	7.5"

#### Features:

Gasketed connections

The highest pressure rating in the industry

Fusion welded pipe seams

The only metallic special gas vent than can be cut to length on site

1" clearance to combustibles

#### Benefits:

No sealant required. Immediate start up, no call backs

More than 3 times the industry standard

Provides an air-tight seam, smooth finish and a better fit

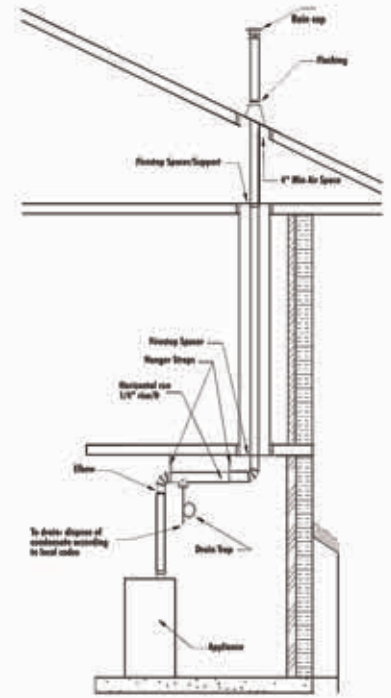
Being able to cut the product in the field will save you time and money. Pipe available from 6" through 10"

Can be installed with minimum clearance to combustibles

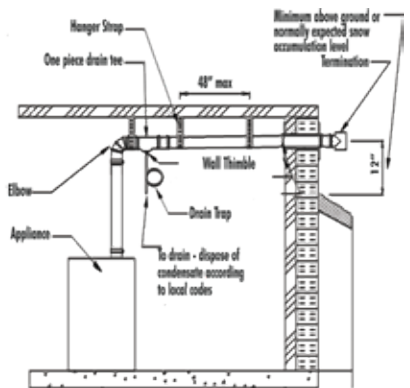
**Appliance connectors available for most equipment. Please refer to price guide**

## Typical Installations

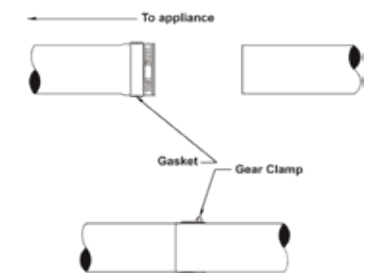
### Vertical Detail



### Side Wall Detail



### Joint Detail



\*All drawings are for illustrative purposes only. Please refer to guide for specific U.L. installation instructions. Always defer to local building codes.  
 \*\* AL29-4C<sup>®</sup> is a registered trademark of Allegheny Ludlum Steel Corporation

#### U.S.A.

20 Commerce Park North, Bedford, NH 03110-6911

Tel: 603.669.5136 800.654.5600

Fax: 888.889.3539

#### CANADA

452 Attwell Drive, Etobicoke, ON M9W 5C3

Tel: 416.679.0045 Fax: 416.679.0051



ver02.2018

Email: sales@z-flex.com  
 Web site: www.z-flex.com